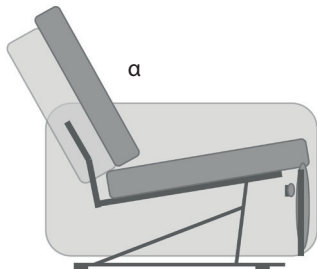


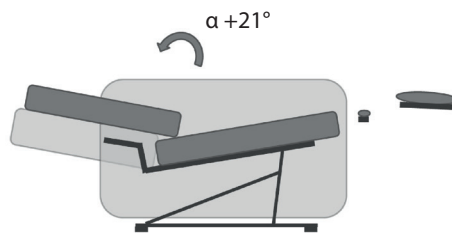


KEY FEATURES & BENEFITS :

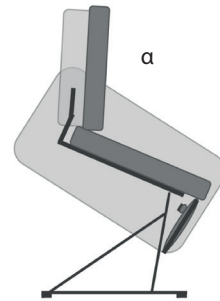
- A strong, robust **1 motor** lift chair mechanism, available in **different widths**
- Maximum seat elevation with **superb stability** in full lift position
- Mechanism has been tested to support a **158kg** user weight capacity
- Due to **universal fixation points**, the lift mechanism fits the **same frame** as manual and motorized metal to the floor zero-wall mechanisms



Closed position



Full-Recline position



Lift position

Available sizes*	dash	1	2	3
	mm	475	500	525
	inch	18,70	19,69	20,67

Distance of inside seat frame
* Available sizes on demand



MOTORIZATION

POWERCABLE



EU cable



UK cable

TRANSFO



Transfo with or without battery backup facility

EXTENTION



Extension cord 3,5m

MOTOR



Deltadrive motor


HANDSET



Handset Styline
(1 motor lift)

ACCESSORIES

(*) included in the standard configuration



Castor + nut - 4 pcs*

BACKREST FIXATION

(**) NOT included in the standard configuration



A**



B**



C*

- A. KD bolt - 4 pcs
- B. Spring nut - 4 pcs
- C. KD Sleeve & clip - 2 pcs