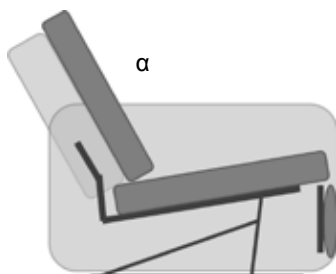


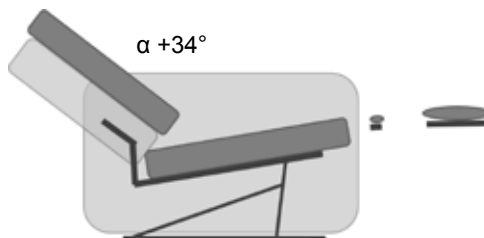


**KEY FEATURES & BENEFITS :**

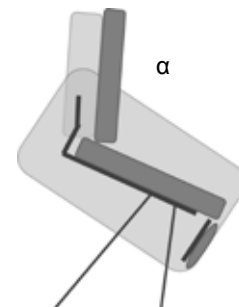
- A strong, robust 1 motor lift chair mechanism
- Maximum seat elevation with superb stability in full lift position
- Mechanism has been tested to support a 136kg user weight capacity
- Due to universal fixation points, the lift mechanism fits the same frame as manual and motorized zero-wall mechanisms



Closed position



Full-Recline position



Lift position

Available sizes*	dash	1	2
	mm	475	500
	inch	18,70	19,69

Distance of inside seat frame  
\* Available sizes on demand



# MOTORIZATION

## POWERCABLE



EU cable

UK cable

## TRANSFO



Transfo with or without battery backup facility

## EXTENTION



Extension cord 3,5m

## MOTOR



Betadrive motor

## HANDSET



Handset Styline  
(1 motor lift)

# ACCESSORIES\*

(\*) included in the standard configuration



Castor + nut - 4 pcs\*



Motor pin  
+ ring cotter - 1 pc\*



Bolt for motor  
fixation - 4 pcs\*



Optional : castor change

## BACKREST FIXATION

(\*\*) NOT included in the standard configuration



A\*\*



B\*\*



C\*

- A. KD bolt - 4 pcs
- B. Spring nut - 4 pcs
- C. KD Sleeve & clip - 2 pcs